

# User manual

## Compactus<sup>®</sup> Original XTR SHADE<sup>®</sup>

*Please read carefully*



**bruynzeel** storage systems



*This manual was created by the product development department of Bruynzeel Storage Systems bv in Panningen, The Netherlands. The original document was created in Dutch, this is a translation.*

# Compactus® Original XTR SHADE®

## Introduction

Compactus® Original XTR SHADE® is a mobile archive system that makes optimal use of the available space. Compactus® Original XTR SHADE® provides a doubling in storage capacity in comparison with a conventional static rack whilst using the same amount of space.



**Changes / modifications to the system by third parties invalidate the warranty and liability of Bruynzeel Storage Systems bv.**



**Allow operation of the system only by persons who have read this manual.**

## Table of contents

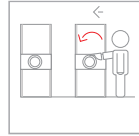
<b>1.0 Quick start</b>	<b>3</b>
1.1 Safety	
1.2 Limitations	4
<b>2.0 Operation</b>	<b>5</b>
2.1 Operation hand wheel	
2.2 Access control	6
<b>3.0 Maintenance</b>	<b>7</b>
3.1 Cleaning	
3.2 Floor / rail	
<b>4.0 Quality</b>	<b>7</b>

# 1.0 Quick start

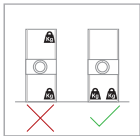
## 1.1 Safety



Avoid uneven loading of the storage system.



Only use mild force when operating the system. Let the power gradually increase (1-10 kg). Do not use momentum!



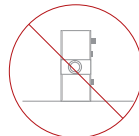
Avoid uneven loading of the storage system.



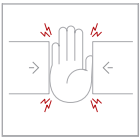
Never pull out more than one drawer at a time.



Do not overload a shelf. Ensure equal load distribution.



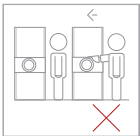
Prevent goods from protruding.



Be careful with all moving parts of the system.



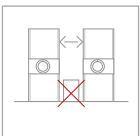
Never use the top shelf of the system for storage.



Ensure that there is no one in the aisle, before operating the system.



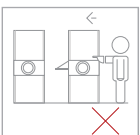
Never store round, rolling objects in the system.



Never store goods in an aisle. Always check that an aisle is free of obstacles before operating the system.



Never push the system over or pull the system down.



Ensure that no door is open, before operating the system.



Never climb the shelving system.

## 1.2 Limitations

### Limitations Compactus® Original XTR

- Minimum number of cabinets: 1 (1 mobile or 1 static)
- Maximum length: 12000 mm (eg. 12x1000 or 10x1200).
- Minimum depth for a mobile cabinet: 390 mm.

## 2.0 Operation

### 2.1 Operation hand wheel

By turning the hand wheel a user will gain access to the storage system. Only use mild force when operating the system. Let the power gradually increase (1-10 kg). Do not use momentum!

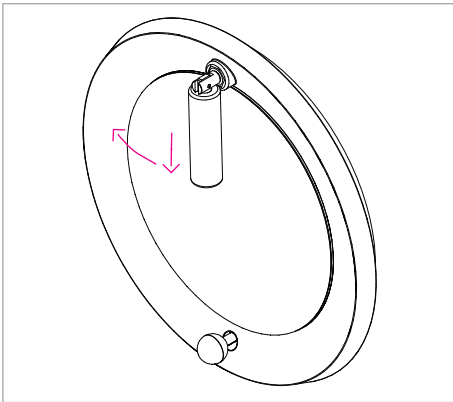


Fig. 1

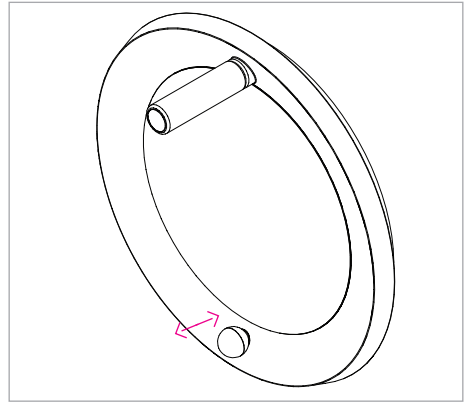
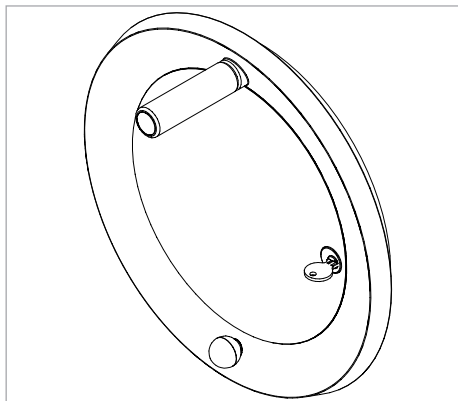


Fig. 1a

## 2.2 Access control

In the hand wheel a key lock is located. Turn the key and remove it to secure the system.



# 3.0 Maintenance

The system and safety features need to be checked by qualified personnel once a year.

## 3.1 Cleaning

It is recommended to clean the system with warm water and a mild detergent. Use a moist cloth to remove dust. Never use abrasives, alcohol or solvent-based cleaners as they may damage the surface.

## 3.2 Floor / rail

Make sure the floor and rail are free of obstacles at all times.

Dirty rails can interfere with the movement of mobile cabinets. Inspect and clean the rails regularly.



**Never clean a chipboard floor with liquids! To prevent the chipboard from absorbing the water and expanding.**

# 4.0 Quality

## RAL-RG 614 certificate



The RAL certificate guarantees the total quality and safety of our shelving systems. The standards for RAL are determined independently from any supplier and are managed by the German Institute for Product Control and Certification (Deutsches Institut für Gütesicherung und Kennzeichnung e.V.). The quality of RAL certified products is regularly checked and monitored by an independent body. Every product is inspected a couple of times every year. Inspection can take place in the factory and on location including inspections of delivered systems.

RAL-RG 614/1

(H 31)

# ISO 9001 ISO 14001

## BUREAU VERITAS Certification



The ISO 9001 standard provides guidelines for quality systems and the way companies organize their quality policy. The ISO 9001 standard also provides guidelines to insure and improve processes that are important for increasing customer satisfaction.

Companies that meet the ISO 9001 standard have a better understanding of their business processes. This leads to targeted improvements with the ultimate goal of guarantying a high customer satisfaction.

The ISO 14001 standard provides guidelines for the environmental management system of a company, with special attention for control and improvement to the environmental policy. Companies that meet the ISO 14001 standard have a better understanding of their environmental care processes. This leads to targeted improvements with the ultimate goal of reducing the environmental impact.

The ISO 9001 and ISO 14001 standards are set by the "International "Organization for Standardization (ISO)". This organization is a collective initiative of national standardization organizations in 156 countries. Whether companies meet the standard is checked by regular internal self-audits and an annual external audit by an independent body. The external audits at Bruynzeel are conducted by Bureau Veritas.